



European Committee
of the Regions

Regional and local barometer



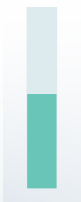
EU funding for regions and cities

Awareness of EU funding



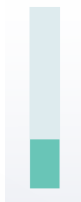
69% of local politicians have heard of EU Cohesion Policy funds

Added value of the Cohesion Policy funding (Top 3 answers)



52%

Support to specific types of projects



27%

Involvement of local actors in investment decisions and reinforcement of partnership among all institutional levels



24%

Cross border or territorial cooperation with other cities and regions

EU priorities

EU priorities in supporting regions and cities to deal with the social and economic instability caused by recent international crises (Top 3 priorities)



57%

Provide increased flexibility to local and regional authorities to target EU funds under shared management

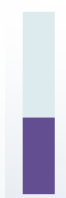
51%

Provide an increased role for local and regional authorities to design and manage EU funding (e.g. cohesion policy)

41%

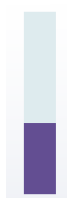
Increase financial support at the EU level to support regions and cities in a given policy field

Main priorities of the next long-term budget of the EU (Top 3 priorities)



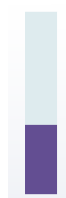
42%

Support towards the climate and energy transition



39%

Tackling demographic change, including access to public services in rural areas

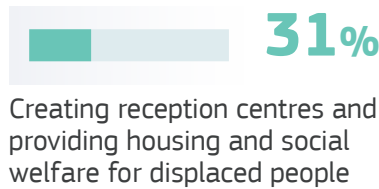


38%

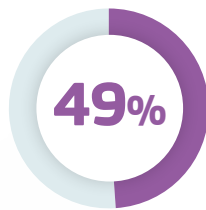
Addressing the affordable housing crisis

Actions taken by local or regional authorities

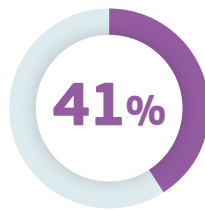
Actions taken in response to the social and economic instability triggered by recent international crises (Top 4 actions)



Measures taken to increase community resilience against climate change-related events (Top 3 measures)



Measures to reduce energy consumption (e.g. in buildings)



Measures to promote nature conservation and greening of cities (e.g. planting trees)



Actions to reduce waste and its environmental impact

Profile of surveyed local and regional representatives

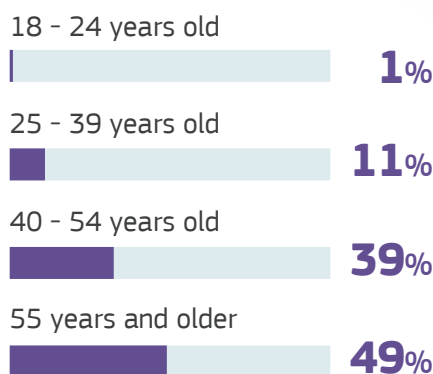
Gender



68%
Males

31%
Females

Age



Methodological note

Email invitations were sent to local politicians from all different political levels and affiliations. However, due to variations in available contact details and response rates, as well as limitations in terms of sample size, full representativity cannot be guaranteed.

